



LAKIREDDY BALI REDDY COLLEGE OF ENGINEERING

(AUTONOMOUS)

Accredited by NAAC with B++ Grade, ISO 9001:2015 Certified Institution

Approved by AICTE, New Delhi and Affiliated to JNTUK, Kakinada

L.B.Reddy Nagar, Mylavaram-521230, Krishna Dist, Andhra Pradesh, India

Summary-Report

Program Name: Summer In-House Training Program-Dassault Systemes-3D Experience

Type of Program: Student Certification Program

Duration: 20-05-2019 to 07-06-2019 (3 weeks)

Venue: Lakireddy Balireddy College of Engineering, Mylavaram.

Organized by: Department of Mechanical Engineering and Aerospace Engineering, LBRCE
in association with APSSDC and Dassault Systemes.

List of Students Certified from Program:

Department of Mechanical Engineering

S.No	Name of the student	Roll No	Email ID
1	B. Surendra	17761A0309	surendraboravancha999@gmail.com
2	Chinni.Siva Srinivasa Rao	17761A0313	chinnisivasrinivasarao@gmail.com
3	K. Surya Sai Kumar	17761A0325	saikumarkuchibotla@gmail.com
4	L.kiran siva naga kumar	17761A0327	kirankiranlakkana123@gmail.com
5	SAI CHAND BANAVATHU	17761A0342	saichand211117@gmail.com
6	Bathula Veeraraghavulu	17761A0357	bathular269@gmail.com
7	B.PRASANTH	17761A0359	prasanthbommakanti789@gmail.com
8	Chirasani Srinu	17761A0365.	srinuchirasani6@gmail.com
9	Ch. Sai Satya Prakash	17761A0366	saiprakashchittimoju@gmail.com
10	G.GERATARAJU	17761A0373	govada8@gmail.com
11	G.GERATA RAJU	17761A0373	govada8@gmail.com
12	K.Geswanth-	17761A0384	geswanthkopparthi@gmail.com
13	Lakkimsetti Rangababu	17761A0388	lrangababu752@gmail.com
14	M. KAG RAMAKANTH	17761A0390	kagramakanth123@gmail.com
15	P.Vasudeva Gupta	17761A0394	sivamanisai55@gmail.com
16	Pathi.Anjaneyulu	17761A0397	anjaneyulupathi461@gmail.com
17	V. Ravinder Reddy	17761A03A8	vemireddyravinderreddy1234@gmail.com
18	A. Siva Reddy	17761A03B2	amireddy13@gmail.com
19	B V Naresh Kumar	17761A03B4	bathulanaresh988@gmail.com
20	B.Nuthan	17761A03B6	bollikondanuthan@gmail.com
21	Challa Baji	17761A03B8	challa.Baji9966@gmail.com
22	Chittimadha Vamsikrishna	17761A03C1	vamsikrishna.chittimadha@gmail.com
23	Chodiseti Ananta Babu	17761A03C2	chodisettianantababu@gmail.com
24	D.Michel	17761A03C4	mickey.m6662@gmail.com

25	G. Nagarjuna Reddy	17761A03C8	nagarjunagunugapanta734@gmail.com
26	J. MAHESH BABU	17761A03D5	jmaheshbabu13@gmail.com
27	M.Maheshreddy	17761A03E4	maheshreddy24964@gmail.com
28	N.PHILMASKEVIN	17761A03E5	philmaskevin99@gmail.com
29	P.t.ajaykumar	17761A03F1	puttupu.ajaykumar@gmail.com
30	Pyla Gunakar	17761A03F3	pylagunakar@gmail.com
31	Tarun Sankuri	17761A03F5	tarun.sankuri2408@gmail.com
32	SHAIK AKBAR	17761A03F6	shaikakbarvpt@gmail.com
33	S Jamalaihah	17761A03F8	jamalaihah960@gmail.com
34	Srigiri Sri Harsha	17761A03F9	srigirisriharsha@gmail.com
35	N Vishal	17761A03G3	nutakkivishal@gmail.com
36	KOMMU VIJAYKUMAR	18765A0309	vijaykommu7661@gmail.com
37	Shaik khadar basha	18765A0313	khadarshaik6678@gmail.com
38	SOMISETTY THIRUMALESH	18765A0315	somisettythirumalesu@gmail.com
39	Devanaboina santhi vardhan	18765A0318	vardhandevana9@gmail.com
40	DHARAVATHU DILEEP NAIK	18765A0319	dilipnayak031@gmail.com
41	G. RAKESH ROSHAN	18765A0321	grr4798@gmail.com
42	Pullepu srikanth	18765A0325	pullepuserikanth@gmail.com
43	REMALA VENKATA KRISHNA	18765A0326	venkatakrishnaremala@gmail.com
44	PULA SRIKANTH	18765A0341	pulasrikanth1999@gmail.com
45	PULICHARLA.RAMAKRISHNA	18765A0342	ramakrishnamech1243143@gmail.com

Department of Aerospace Engineering:

S.No	Name of the student	Roll No	Email ID
1	Srihari kuchika	17761A2114	sriharikuchika@gmail.com
2	MADDULA SYAM SUNDAR REDDY	17761A2118	syamsundarreddy654@gmail.com
3	M. Vasista Narayana Bharadwaz	17761A2122	bharadwazmanimala03@gmail.com
4	P. R. V. V. Nara Hari	17761A2128	narahari921@gmail.com
5	Tadepalli Danesh	17761A2133	daneshtadepalli@gmail.com
6	Velpula.pavan	17761A2140	pavanrichard777@gmail.com
7	V.D SAI DURGA CHANDRAHAS	17761A2141	eswarchandrahas1998@gmail.com
8	A. Sree lakshman	18765A2101	sreelakshman26@gmail.com
9	A.SREE RAM	18765A2102	sreeram4801@gmail.com
10	K. Bhaskar	18765A2105	kolathurubhaskarreddy@gmail.com

Dassault Systemes-3D Experience

Duration: 3 weeks

Level-A (CATIA, DELMIA & SIMULIA)

Batch Size: 36

Course Outcome:

This crash course is intended to give a basic introduction about Design, Manufacturing Process & Engineering Simulation. It will improve the skills in developing form, and process plans its manufacturing sequence and complete the analysis in different loading conditions.

Course Content: FOUNDATION

ELEMENTS

Creation of reference elements,
Creation of sketch profile with constraints,
Transformations, Project 3DElements
Sketch Analysis, Practice of different sketches
Deformable parts, Discrete parts,

Part Design Features Development

Abacus conventions
Creating Sketch Based features,
Creating Dress-up based features
Draft & Draft Analysis
Regions, Define & Assign sections to

Assembly Design

Assembly Constraints, Engineering
Connections, Insert new product or part
BI Essentials, Interference Analysis

Generative Shape Design

Creation of 3DElements, Creation of offset
Creation technique of Multisection, Sweep
and
Blend. Split and Trim operations, Join,
Extract.

Introduction to Manufacturing

DELMIA Roles and significance in Industry

Manufactured Item Definition

Converting EBOM to MBOM, planning

Process Planning

Creating Systems & operations, Apply flow
between Operations.

Plant Equipment allocation:

Creating Manufacturing Cells and Stations,
Insert storage Transpiration and industrial
resources

SIMULIA

Introduction to ABAQCUS-CAE

Work Flow structure;

Parts

Analytical Rigid Joints, Eulerian parts

Property

Define material, Define additional part

Parts or regions

Assembly

Position parts(instances) for initial
configurations

Step

Define analysis steps & out-put requests

Interaction

Define Contact, constraints & other
interactions

Load: Define load and boundary conditions

Mesh


Create and Verify finite element mesh

Job & Visualization


Create a job, submit for analysis and monitor
it progress and analyze results

Date: 20-05-19

Creation of sketch profile with constraints,
Transformations




Trainer explaining sketch features




Practice session on sketcher

Date: 21-05-19

Project 3DElements
Sketch Analysis, Practice of different sketches




Training session on part design




Hands on practice session on part design

Date: 22-05-19

Deformable parts, Discrete parts




Training session on 3D Deformable parts




Practice session on 3D Deformable parts

Date: 23-05-19

Creating Sketch Based features




Training on sketch based features




Practice on sketch based features

Date: 24-05-19

Assembly Constraints, Engineering Connections, Insert new product or part




Trainer clearing the doubts of students



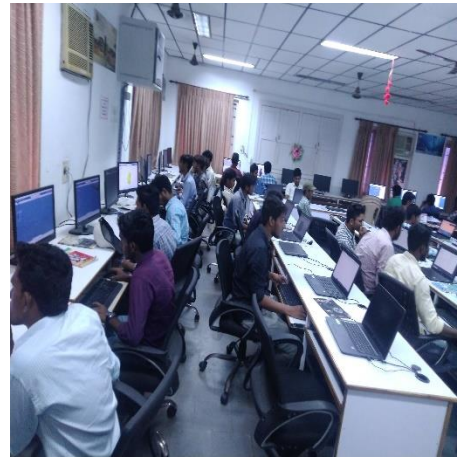
Hands on practice on assembly design

Date: 25-05-19

BI Essentials, Interference Analysis




Training session on interface analysis




Practice session on interface analysis

Date: 27-05-19 Creation of 3DElements, Creation of offset Creation technique of Multisection, Sweep and Blend.




Training session on surface Design



Practice session on surface Design

Date: 28-05-19 Creation of 3DElements, Creation of offset Creation technique of Multisection, Sweep and Blend.




Training session on surface Design




Practice session on surface Design

Date: 29-05-19 and 31-05-19
Manufactured Item Definition .




Training session on DELMIA

DELMIA Roles and significance in Industry




Practice session on DELMIA

Date: 01-06-19 and 03-06-19 Process **Planning** , Creating Systems & operations, Apply flow between Operations.




Practice session on DELMIA




Practice session on DELMIA

Date: 04-06-19 and 06-06-19 Introduction to ABAQCUS-CAE Work Flow structure




Training session on simulia



Practice session on simulia

Date: 07-06-19

Examination and Evaluation



Students completing the evaluation process at the end of the training program